

# New Technical Notes

## Macintosh

®

## Developer Support

### HW 10 - Macintosh Plus Pinouts Hardware

Revised by: Mark Baumwell

March 1986

March 1988

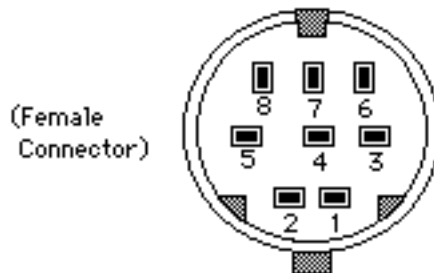
Written by: Mark Baumwell

January 1986

This note gives pinout descriptions for some of the Macintosh Plus ports and Macintosh Plus cables that are different than the Macintosh 128K and 512K.

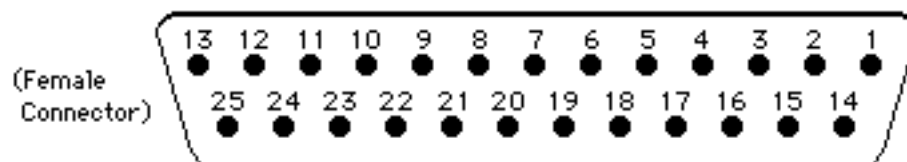
Below are pinout descriptions for some Macintosh Plus ports and cables that are different than the Macintosh 128K and 512K. Note that any unconnected pins are omitted.

#### Macintosh Plus Port Pinouts



**Figure 1: Macintosh Plus Serial Connectors (Mini DIN-8)**

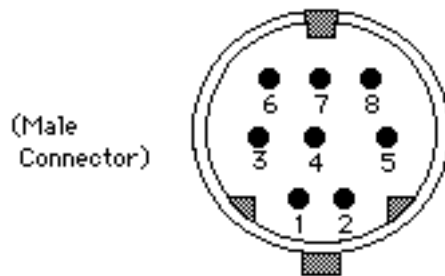
<u>Pin</u>	<u>Name</u>	<u>Description/Notes</u>
1	HSKo	Output Handshake (from Zilog 8530 DTR pin)
2	HSKi/External Clock	Input Handshake (CTS) or TRxC (depends on 8530 mode)
3	TxD-	Transmit Data line
4	Ground	
5	RxD-	Receive Data line
6	TxD+	Transmit Data line
7	Not connected	
8	RxD+	Receive Data line; ground this line to emulate RS232



**Figure 2: Macintosh Plus SCSI Connector (DB-25)**

<u>Pin</u>	<u>Name</u>	<u>Description/Notes</u>
1	REQ-	
2	MSG-	
3	I/O-	
4	RST-	
5	ACK-	
6	BSY-	
7	Ground	
8	DB0-	
9	Ground	
10	DB3-	
11	DB5-	
12	DB6-	
13	DB7-	
14	Ground	
15	C/D-	
16	Ground	
17	ATN-	
18	Ground	
19	SEL-	
20	DBP-	
21	DB1-	
22	DB2-	
23	DB4-	
24	Ground	
25	TPWR	Not connected

### Macintosh Plus Cable Pinouts



**Figure 3: Apple System Peripheral-8 Cable**  
(connects Macintosh Plus to ImageWriter II and Apple Personal Modem )  
(Product part number: M0187)  
(Cable assembly part number: 590-0340-A (stamped on cable itself).

( DIN-8 )	( DIN-8 )
1	2
2	1
3	5
4	4
5	3
6	8
7	7
8	6

**Macintosh Plus Adapter Cable**  
**(connects Macintosh Plus DIN-8 to existing Macintosh DB-9 cables)**  
 (Apple part number: M0189)  
 (Cable assembly part number: 590-0341-A (stamped on cable itself)).

( DIN-8 )	Name	(DB-9)	Notes
1	+12V	6	
2	HSK	7	
3	TxD-	5	
4	Ground	3	Jumpered to DB-9 pin 1 (in DB-9 connector)
5	RxD-	9	
6	TxD+	4	
7	no wire		
8	RxD+	8	
	Ground	1	Jumpered to DB-9 pin 3 (in DB-9 connector)

**Further Reference:**

- Macintosh Hardware Reference Manual